



# Introduction to the Personal Project

March 2023

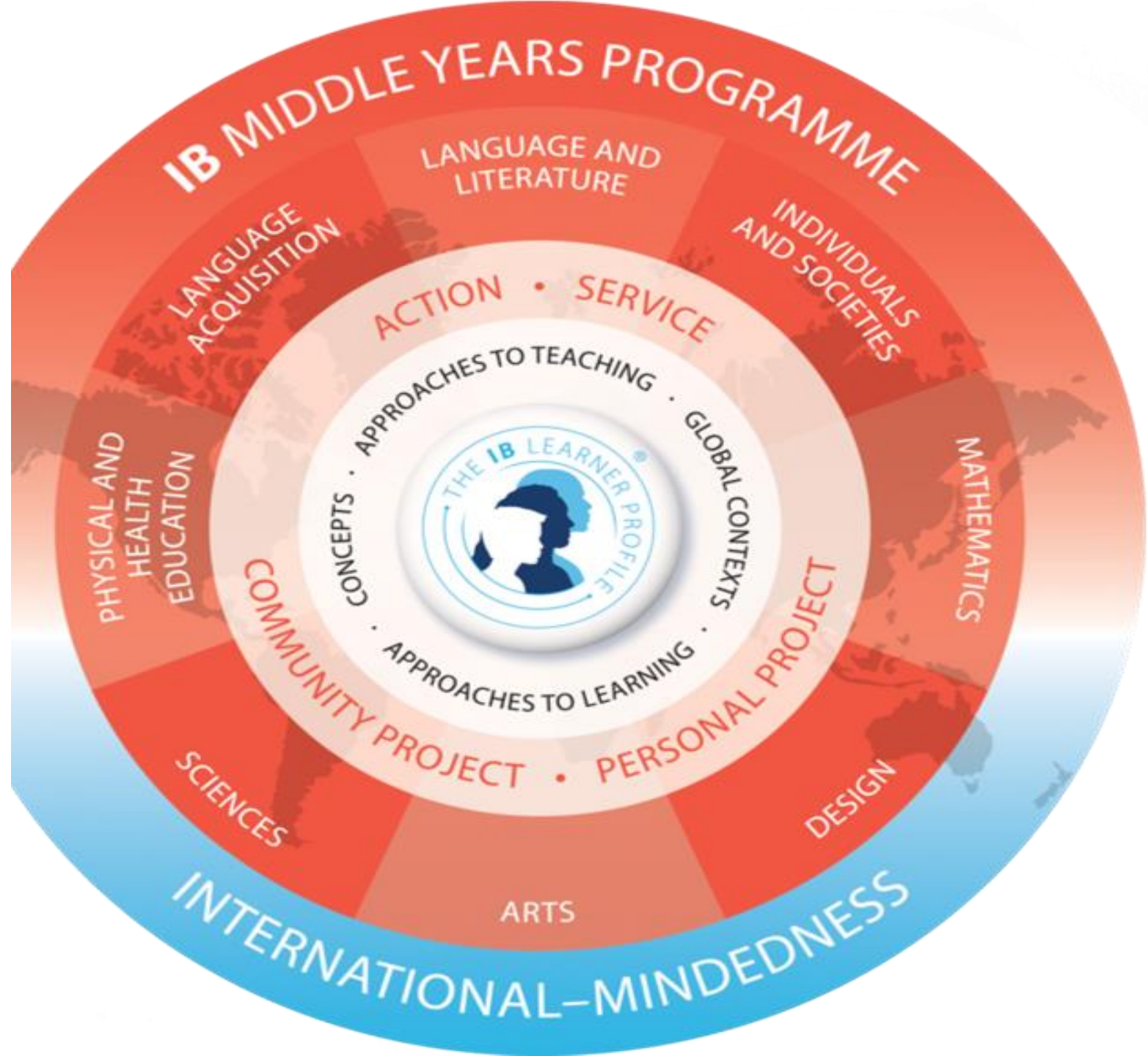
PP Coordinator: Rund Fanek

# IB Mission Statement

The IB aims to develop inquiring, knowledgeable and caring young people who help to create a better and more peaceful world through intercultural understanding and respect.

These programmes encourage students across the world to become **active, compassionate and lifelong learners** who understand that other people, with their differences, can also be right.


# The MYP Framework



# The IB Continuum



COMMUNITY PROJECT IN  
MYP 3

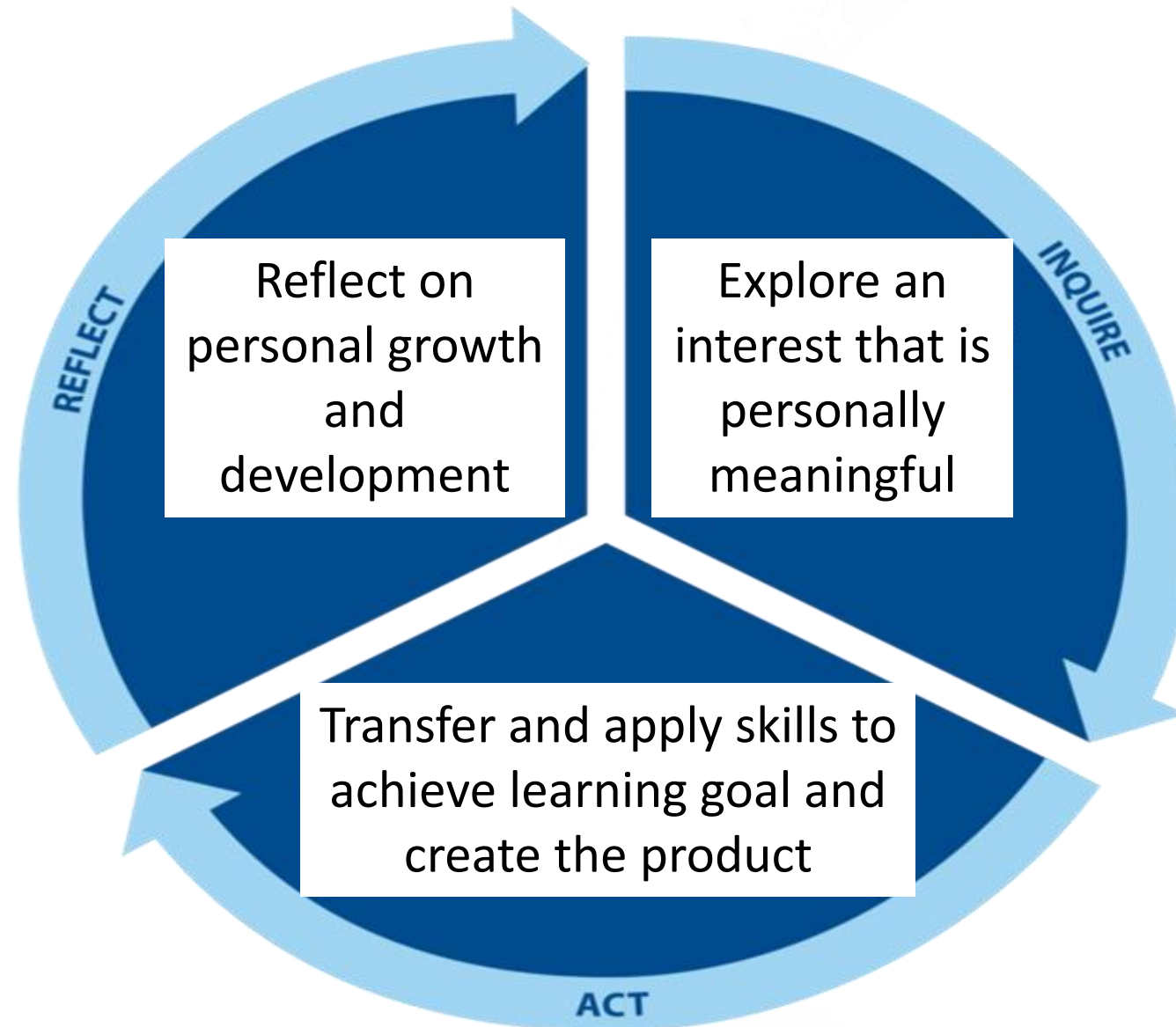


PERSONAL PROJECT IN  
MYP 4&5




EXTENDED ESSAY, TOK  
AND CAS IN DP

# The Aims of the Personal Project







# Inquiry in the Personal Project

- Learning Goal – deciding what they want to learn about, identifying what they already know, and discovering what they will need to know to complete the project
- Product Goal – deciding on what they want to create that supports their Learning Goal
- Creating success criteria for their product
- Creating an action plan – time and materials
- Making decisions, developing understandings and solving problems, communicating with their supervisor and others
- Recording development of their project
- Evaluating the product and reflecting on their project and impact it has on their learning

# Learning goal: What you want to learn?

Coding, Programming, Animation, Fashion/Graphic/Interior Design, Art Technique, Ecofriendly Homes, Stocks, Instrument, Identity/Brain Development, Third Culture Kids, Mindfulness, Stem Cells, Small Business, Cooking, Artificial Intelligence, Composting, Agriculture, Tourism, Electronic Waste, Self-Defense, Dance, Child Labour, Human Rights, Inclusion, Short Story, Behaviour, Journalism, Fitness, Form of Theatre, Sign Language, Natural Remedies, Alternative Energy, Photography, Entomology, Genealogy, Dyslexia....

# Product Goal: What you want to create?

Written	Visual	Oral	ICT
Research paper Magazine Newspaper Short story Novel Play script Poems Advertising Campaign plan Science experiment Business plan	Cartoon/comic strip Photographs Drawing(s) Video Collage Sculpture Design clothes or jewelry Design a game Design a house	Play Puppet show Musical piece A dance Dialogue Dramatization	Web page Animated movie Computer program



# Examples...

- My goal is to learn how to provide effective chest compressions in emergency situations to support those who are not formally trained in CPR.
- My product will be designing and creating the *BEATroot* that will assist those untrained in CPR to perform chest compressions

# Examples...

- My goal is to enhance my design skills in addition to acquiring new set of skills in programming using Arduino
- My product is a design and functional prototype of a ground vehicle controlled by a smartphone.

# Examples...

- My goal is to upgrade my fashion design skills by incorporating environmental sustainability in my creations.
- My product is to make 4 dresses out of waste material and exhibit them in the multi-purpose room in my school.

# Examples...

- My goal is to learn the skills of 3D animation and Computer Generated Imagery (CGI) programming to achieve an intermediate level of ability.
- My product is a self-made CGI animation video.

# Examples...

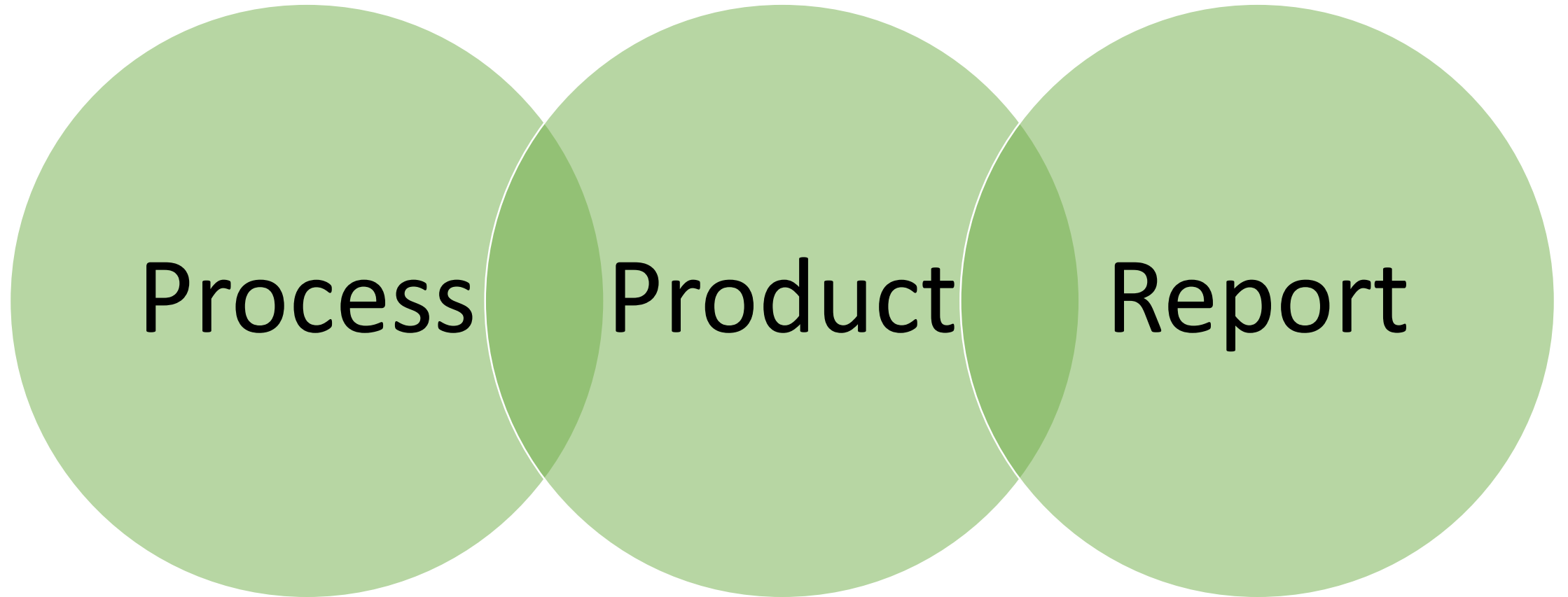
- My goal is to learn how to use writing to express my thoughts, emotions and personal experiences regarding the theme of heartbreak.
- My product is a book consisting of 10 of my personal pieces (including prose and poetry) accompanied by my own photography, edited based on the mood my poems exude.

# Examples...

- My goal is to learn how to manage my own time.
- My product is to create a task manager app, which organizes the users' workloads



# Components



Process

Product

Report

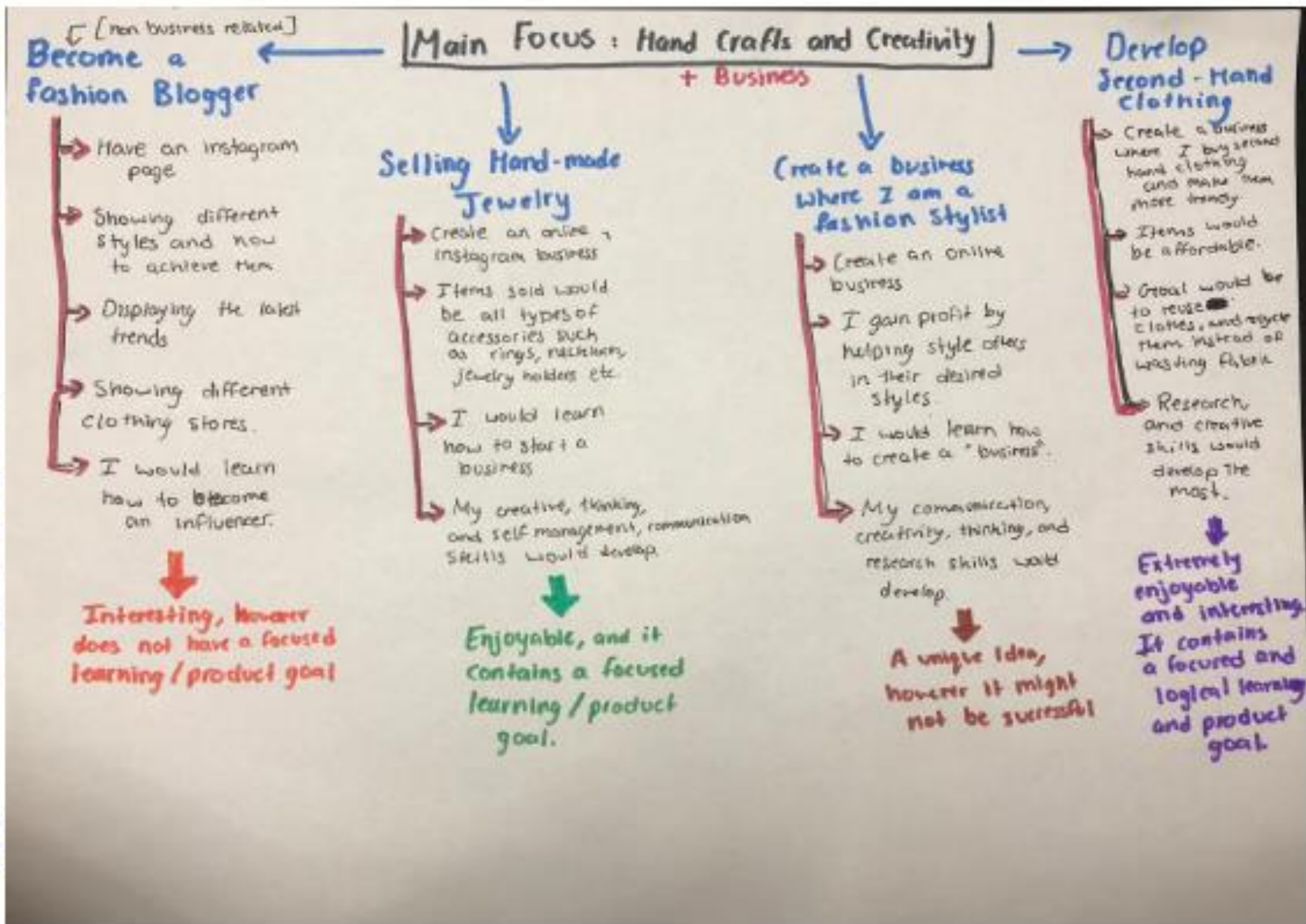
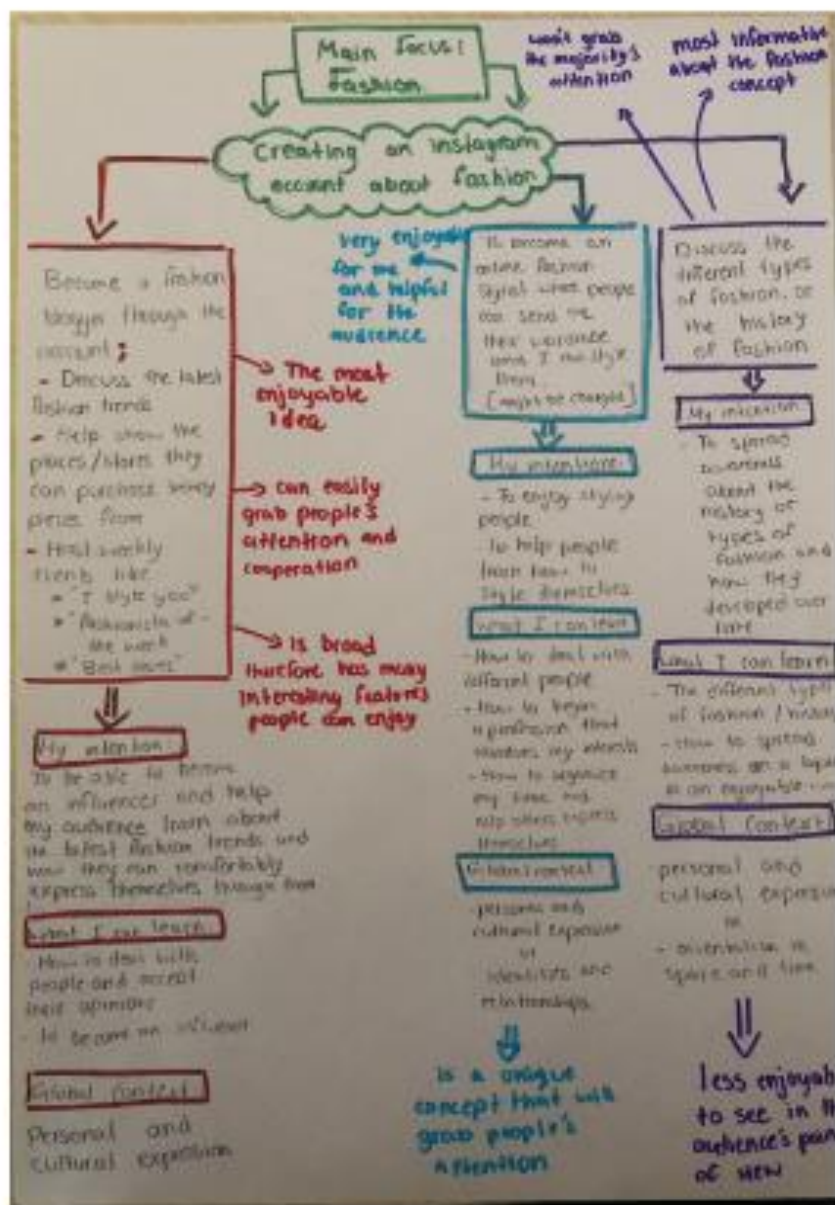
# The Process Journal

Students are expected to document their process on Google Classroom.

In this way, students demonstrate their working behaviours and academic integrity.

Process Journal Entry #1 Brainstorming; Strand ? ; My Personal Project ideas + proposal

Statement of inquiry: What do I want to learn more about? What do I want my project to be about?





START

April 26, 2021



Bought all the materials needed to create beaded jewelry for my business

April 27, 2021



In spring break; The first day I started to create the items to display for my business. I got help from my friend Yasmin to get more done in less time.

June 30, 2021



I spent 8 hours straight creating necklaces to increase the amount of items I have to display on the Instagram account

June 19, 2021



Met up with some friends, Yasmin Hassuneh and Tiana Zakarneh, and they helped me create more items in order to become steps closer to launching the business.



ATL skill: self management

Prepping items for the launch of my business

Cluster: organisation skills

Practice: Managing Time and Tasks Effectively

Strand: Keep an organized and logical system of information files/notebooks

1. State all items bought + their prices
2. State all items used and their prices



Explaining how I organized the items bought and their costs;

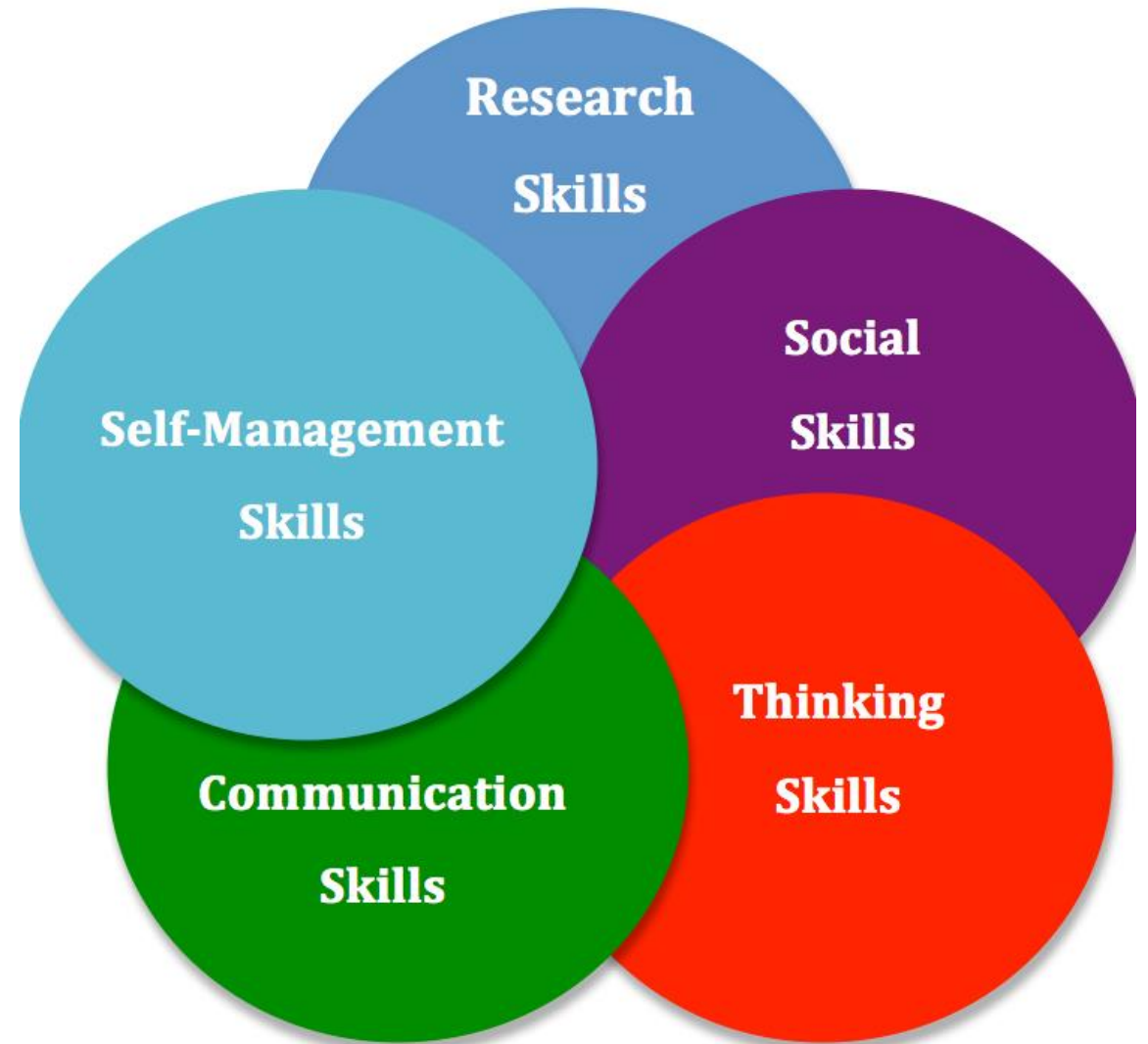
The whole entire beads that were bought cost 30 jds:

I have 17 colored ones and want to measure their mass and amount to make approximate calculations. Each bag of beads made up about 2 tablespoons or 1/8 a cup (half 1/4 cup) but did not fill the 2 Tbs exactly. I searched up how many grams are 1/8 a cup of beads and they said 1/8 a cup of dry goods had a mass of 16 grams, and since the beads did not fill up the 2 tablespoons fully we could say 15 grams of beads are in each colorful packet of beads since it would make sense for them to measure 15 grams which is exact rather than measure and sell 16 grams.

## Approaches to Learning Skills

---

- Transferrable across subject groups
- Allow students to:
  - achieve their learning goal
  - create their product
  - write their report





# Timeline

<b>In Grade 9</b>	<ul style="list-style-type: none"><li>• Learning goal</li><li>• Product goal</li><li>• Develop Success Criteria</li><li>• Develop Action Plan</li><li>• <b>PP pitch in May</b></li></ul>	<b>Students apply ATL skills as they work towards their goal</b>
<b>Over the Summer</b>	<b>Create product/outcome</b>	<b>Students document their process and collect evidence of the ATL skills employed in their process journal</b>
<b>In Grade 10</b>	<ul style="list-style-type: none"><li>• Students reflect on the impact of their project</li><li>• Students evaluate the extent to which they achieved their product goal</li><li>• Students write the report</li><li>• The Exhibition (in Dec)</li></ul>	<b>Filling out the Academic Honesty Form</b>

# Submission

At the end of the journey, students submit the following:

- Evidence of the Product
- Report
- Academic Honesty Form



The language of the  
Personal Project –

English or Arabic





# Academic Integrity

Students and their supervisors must use the IB *Academic Honesty* form to note their meeting dates and the main points discussed and to declare the academic honesty of work.



# The Role of the Student

- Initiate meetings with supervisor
- Keep up with PP announcements
- Attend PP Sessions – mostly in PSHE
- Independent learning - research, planning, development
- Creating product/outcome
- Keeping a process journal
- Meeting interim deadlines
- Implementing feedback
- Reporting of the project

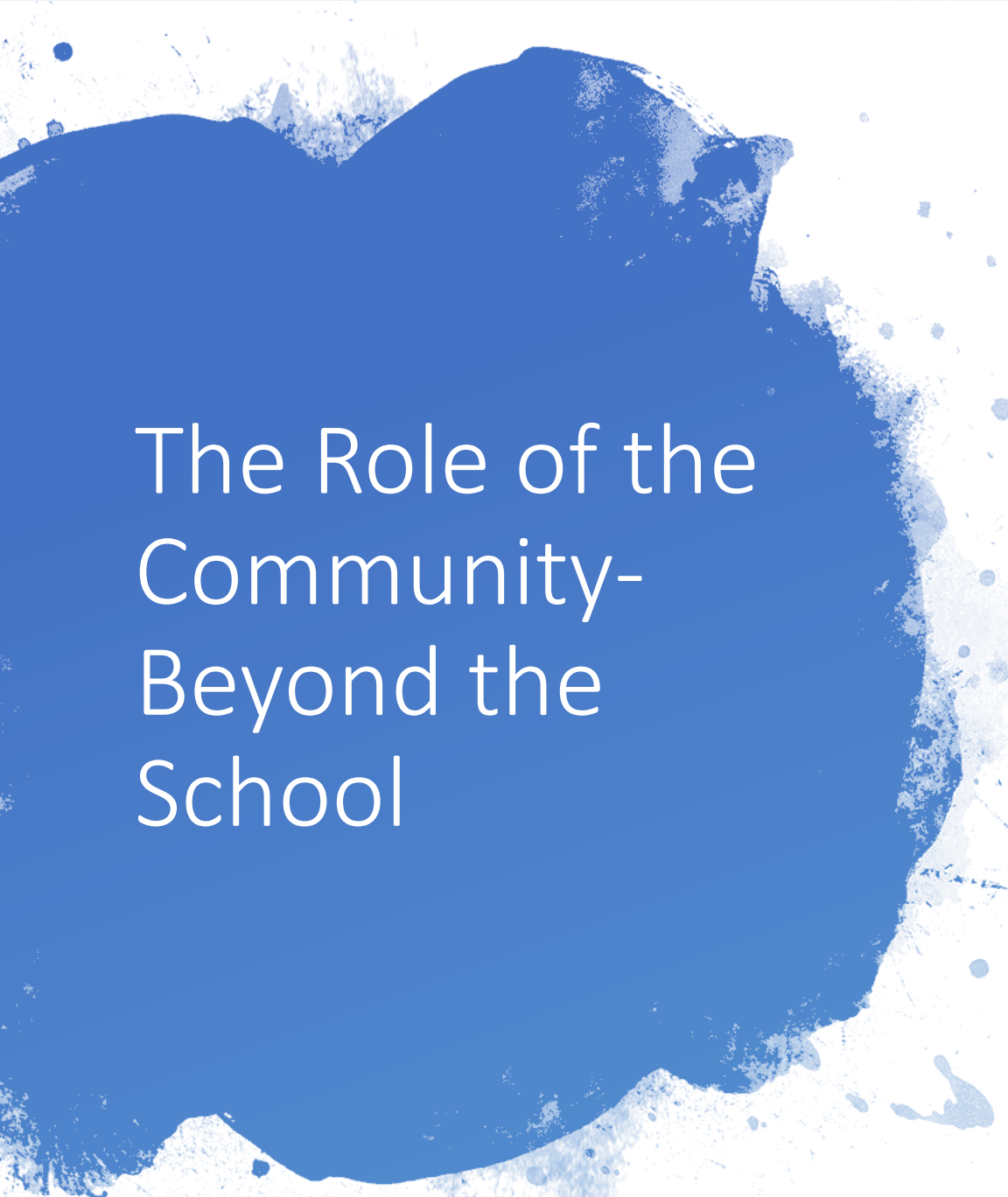
# The Role of the Supervisors and Coordinator

- Providing guidance and formative feedback to students in the process and completion of the project.
- Communicating with coordinator, students and parents
- Ensuring requirements for academic integrity are met and confirming the authenticity of the work submitted
- Assessing and standardising the MYP project



# The Role of the Librarian

To assist students with research skills and with locating and sourcing resources, as well as contributing in other areas such as referencing.



## The Role of the Community- Beyond the School

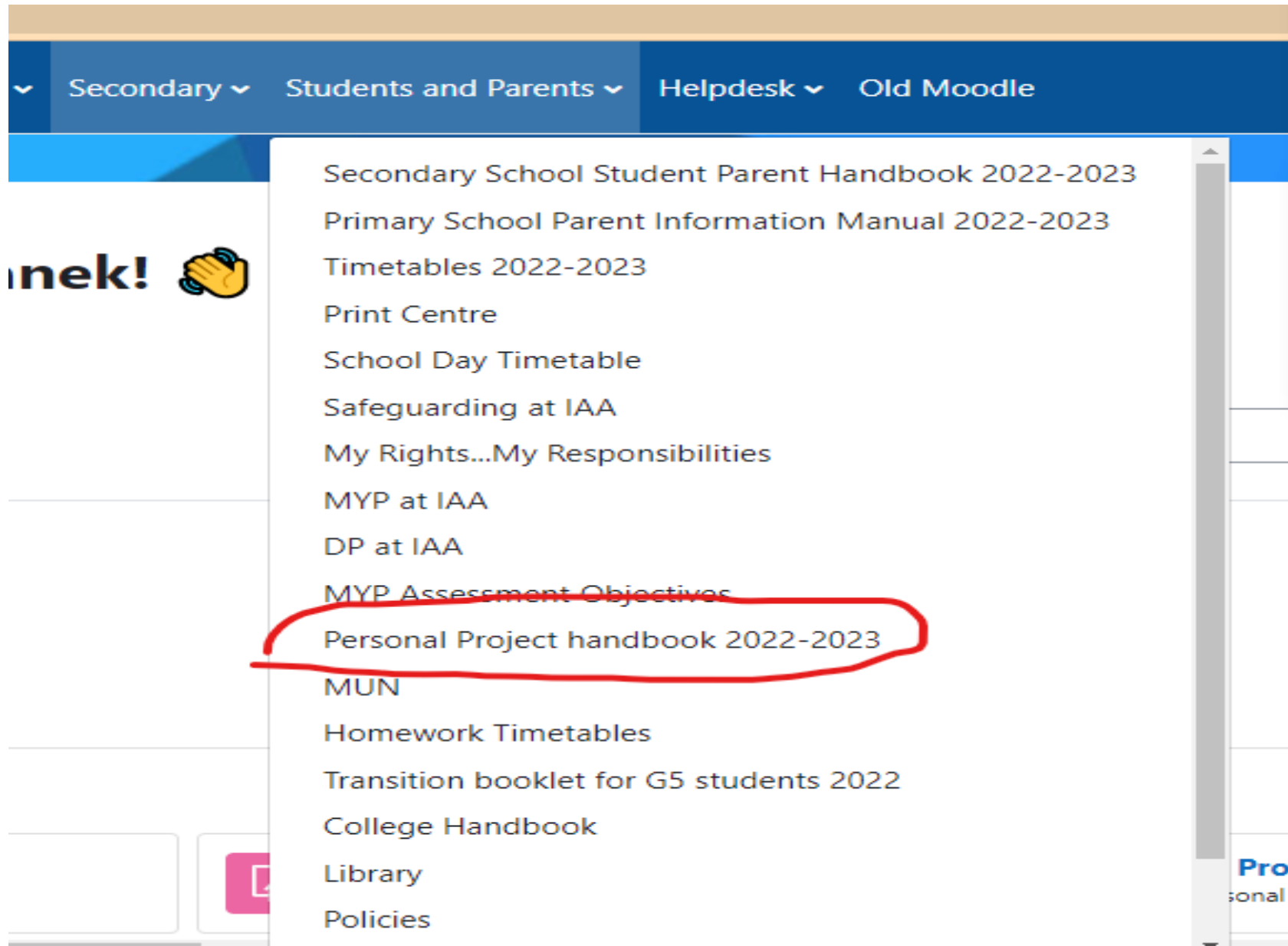
Students may decide to seek out and use specialists within the community who facilitate access to research and evidence, provide information to extend skills and knowledge, and model good practice.

# The Role of the Parent(s)

Help	Help students with brainstorming learning and product goals
Support	Help them organise their time at home
Communicate	Communicate with supervisor
Advise	Help school ensure the integrity of the work
Motivate	Motivate, motivate, motivate!

All information, material and deadlines are communicated to students through Google Classroom and Moodle

# Personal Project Handbook on Moodle



The image shows a screenshot of a Moodle website's navigation menu. The menu is located in the top right corner and is open, displaying a list of links. The link 'Personal Project handbook 2022-2023' is circled in red. The menu items are as follows:

- Secondary School Student Parent Handbook 2022-2023
- Primary School Parent Information Manual 2022-2023
- Timetables 2022-2023
- Print Centre
- School Day Timetable
- Safeguarding at IAA
- My Rights...My Responsibilities
- MYP at IAA
- DP at IAA
- MYP Assessment Objectives
- Personal Project handbook 2022-2023**
- MUN
- Homework Timetables
- Transition booklet for G5 students 2022
- College Handbook
- Library
- Policies

At the top of the page, there is a navigation bar with the following items: Secondary, Students and Parents, Helpdesk, and Old Moodle. On the left side of the page, there is a logo that says 'inek!' with a hand icon.



Questions